

# Marquetry In Isolation

Marquetry Society of Canada

July - October 2020

## IAIN M. – MAGIC MOUNTAIN



Congratulations to Iain for winning seventh place in the American Marquetry Society's 2020 Majestic Mountain contest.

Iain's mountain scene shows how effective two veneers can be when book matched.


## CONTENTS

P.1-9 Marquetry  
P.10 Drawings  
P.11-17 Other  
Creations


## IAIN M. - VASE



## IAIN M. – PARQUETRY (IN PROGRESS)



JOHN S. – TABLE REPAIR – BIRD & LEAF



JOHN S. – TABLE REPAIR




JOHN N. – DESK





Iain M. – BANDING



Iain found a use for some banding.

Brian G. – TABLE TOP



Finally finished my plant stand table! The pattern is my version of 17th French design in the Boule tradition in mahogany and maple. The 12" insert can pop out and be replaced with another insert changing the look of the table.

Mike F. TABLE TOP



Mike's table top is coming along

Brian G. – GAMES



I found an old sorting number game with a nice marquetry image of Mt. Fuji on the lid (right). I made my own version of the image, build a new box and cut the number pieces out of cherry and stamped them in ink with stamps my wife had.

DAVID S. - LOON



A couple of loons images to celebrate the summer.

DAVID S. - LOON



DAVID S. - SAVE THE PLANET



The first is kind of a cross between marquetry and parquetry. All straight line knife cutting but it's a picture. I found this pattern while my wife, Valerie, was shopping at a quilt store in Columbus, Ohio. Very unique design that caught my eye and I knew right away that I had to try it in wood. The project is 24.5" x 19". The designer's name is Cassandra Beaver.





### DAVID S. – STAR TRAYS

David's three images are destined to become trays. A sign of a true craftsman, when every centre of each star is lined up perfectly.


### JACOB S. – BASEBALL PLAQUES



Two baseball plaques. Note the frames are constructed to represent a baseball diamond. A nice touch.



GRAHAM W. – BASKET WEAVE TRIVET



Basket weave trivet, 5 1/2" square. The basket weave is 3/8" solid Walnut, Maple and Teak. That's why I didn't sand shade. The banding around the outside is 1/8" thick and 1/4" wide, also in Walnut, Maple and Teak.

GRAHAM W.



GRAHAM W. – FRAME



GRAHAM W. – FRAMES



This is my entry for the photograph challenge that was supposed to have happen in May. You have seen both of these images before, but not the frames. I finally got the frames finished.



## DAVE C. – HORSE, BIRD, FOSSIL



I've been a busy little beaver this month. I decided to use my scroll saw to do some marquetry. I had a copy of the horse silhouette and decided that it was a good place to start. The first piece was cut in by knife to set a base line of difficulty and I moved on from there. For all members, a note; never cut Rosewood into Maple with a knife if you can avoid it. The Maple cuts well but the Rosewood doesn't want to cut, it doesn't want to hold the details and it's tough as steel. Using the scroll saw was definitely a good choice.



I was able to buy an old Poitras, it had been abandoned for years. It was cheap, all the accessories ( cutter heads, cutter knives, spindle wrenches ) had been lost over the years. I've managed to replace the missing things. The motor was taken apart and cleaned. I reassembled it and attached it back to the base. I'm currently working on the column with the height adjustment and spindle bearings in it. So far I've been able to resolve all the problems created by the previous owners and I'm enjoying the restoration.



KEN PERCH




Ken has been busy making plaques of British soccer team logos for Canadian fans. Plus a chessboard for his daughter with an image on the back, "Dance in the Rain", which is also done in marquetry. The phrase was cut out by knife.



GRAHAM W. – DRAWINGS

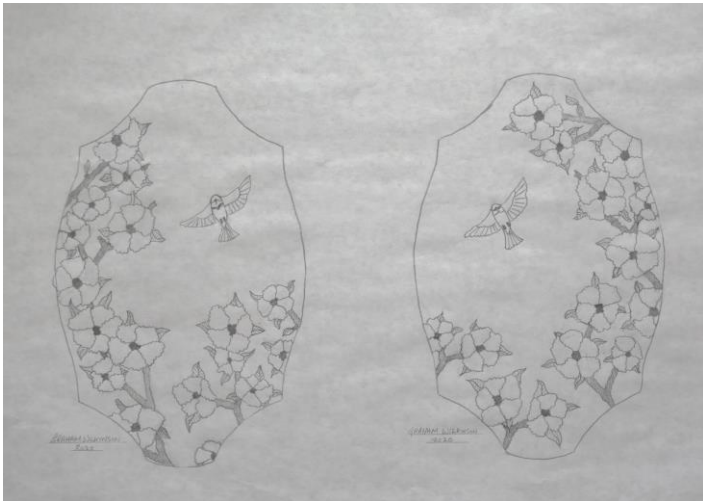
Triple Arches




Triple Arches with Balloons



Double Panels - Birds and Flowers



Boat





## OTHER CREATIONS

### ALAIN H. – REFURBISHING BENCHES



I've been a bit busy during Covid, and have refurbished a few cast iron garden benches, 8 to be exact. One was so nice that when we got back from our vacation at the cottage, it went 'missing' from our back yard. Yup! Stolen. Needless to say the ones I still have are now chained down. Here are 3 of the pictures.



MARION D. – GERMAN  
SHEPARD, SARGE



I carved Sarge for a nephew.

JOHN P. – COVID CARICATURE



JOHN P. - COVID CARICATURES





GRAHAM W. – STREET SIGN



5 Gertrude place was my wife's ancestral home for 100 years. When the Toronto city council auctioned off the old city street signs, we were lucky enough to place the highest bid. I would like to thank Annette Beukelman for creating the 5 Gertrude stencil. If that had not happened, the sign would likely still be in the cellar, in pieces.

JOEL F – DOVETAIL BOXES



Here's a few non marquetry projects I've completed this Summer. Thought I'd try to learn dovetails and these are my first two tries. I also built a shell by gluing 26 small wedges of yellow pine and then doing some carving and sanding.

ANNETTE B. – WATER COLOURS & FAIRLY HOUSES



I received a request for some gnome or fairy houses.

I have constructed these two out of cardboard (left). The patterns came from the Internet. The roof lifts off and you can place an LED candle inside and use as a night light. I made these for a friend's kids.

The picture (above) is my rendition but made out of wood. It sits proudly on a stump in my back yard.



ENZA E. - DRAGON RING



The only project I've been working on is designing wedding rings for an acquaintance, she had very specific wants. She wanted a dragon and Phoenix head looking at each other with one eye. This really isn't my cup of tea. I took the challenge to see what I could do. I sculptured it with clay hoping that it can be used to make a 3D version on a smaller scale and modified to look better.



TONY R.



Tony has been busy in his garden and thought he would share some images.



DAVID S. – PICNIC TABLES & SHED



Aside from marquetry, I also completed a couple of other projects. I made two children's picnic tables for our grandchildren for backyard summer fun. The fire surround and partially built shed are for his daughter.



JOE C. – GARDEN & HERB GARDEN

